

# May 2021

## Oshu City Newsletter



### Sunday/Holiday Doctors

Due to the recent numbers of COVID-19 patients, Oshu Kanegasaki Nighttime and Holidays Clinic and Sunday dental clinics will be pausing their medical services. When cases are found in Oshu/Kanegasaki, these medical services will be suspended the following day until the area goes 9 days without new cases – at which point services will resume, in consultation with the relevant organizations.

For information about closures and re-openings, see the city homepage or call one of the numbers below.

If you need healthcare on a holiday or at night during this time, please contact a city or prefectural hospital.

### Contact

- ① Nighttime and Holidays Clinic (25-3935), Oshu Kanegasaki Administrative Association (24-5821)
- ② Oshu Dentistry Association Secretariat (24-0810)

Mizusawa			
Day		☎	Address
Open Sundays, holidays 8:30 am - 4:00 pm. Open nights every day 6:30 pm - 9:00 pm.	Oshu Kanegasaki Holidays Clinic	25-3935	21-1 Taga Mizusawa
Dentists (9:00 – 12:00)			
Day		☎	Address
May 2 <sup>nd</sup>	Kodama Dental Clinic	23-4181	1-138-2 Mizusawa Hadacho Ekiminami
9 <sup>th</sup>	Sasaki Dental Clinic	24-5418	7 Mizusawa Yanagi-machi
16 <sup>th</sup>	Sakuraba Dental Clinic	47-2033	117-1 Isawa Oyama Toge
23 <sup>rd</sup>	Matsumoto Dental Clinic	44-5578	88-1 Kanegasaki-cho Nishine Nishijizono
30 <sup>th</sup>	Kamio Dental Clinic	28-1182	2-5-1 Mizusawa Kamianetai
Sekkotsu* Clinics (9:00AM – 3:00PM) *(therapeutic massage and PT-like treatments)			
May 2 <sup>nd</sup>	Oikawa Osteopathic Clinic	23-7187	1-5 Mizusawa Otemachi
9 <sup>th</sup>	Takahashi Osteopathic Clinic	23-8158	139 Mizusawa Shinjo Kitashiokara
16 <sup>th</sup>	Kuramoto Osteopathic Clinic	22-6788	42-15 Isawa Oyama Kawakita
23 <sup>rd</sup>	Omachi Osteopathic Clinic	47-4110	75-2 Mizusawa Omachi
30 <sup>th</sup>	Hoshi Osteopathic Clinic	25-3742	6-12 Mizusawa Fukuyoshicho
★Children's Emergency Helpline (☎ 019-605-9000) Open daily 7 PM-11 PM			

### COVID-19 Vaccine Call Center

This call center is the point of contact for questions and discussions about the COVID-19 vaccine.

TEL: 0120-134-232 (toll-free)  
Hours: 9:00AM – 6:00PM  
(weekdays only)

### Water Meter Replacements

Oshu will replace water meters based on the schedule set by the manufacturer.

People for whom this applies will get a notification, and a worker contracted by the city will carry it out.

**Timeframe** May to December


**Cost** Free (box replacements etc. will cost money)

**Contact:** Main City Hall Waterworks Dept., Water Supply Section (Esashi Gen. Branch Office, 34-2527)

### Taxes


Light motor vehicle tax (full payment) is due by Monday, May 31<sup>st</sup>.

**Please consider setting up automatic payments so you can't forget.**

 Tax Payment Division, Main City Hall (34-2227)


## May Consultation Rooms

### **Administrative Consultation**

 34-2915

Place	Time & Date
Main City Hall, Gen. Consultation Room	14 <sup>th</sup> (Fri) 1:00PM-3:00PM
	28 <sup>th</sup> (Fri)
Esashi Gen. Branch Office, Citizen Living Group	12 <sup>th</sup> (Wed) 9:30AM-11:30AM
Maesawa Gen. Branch Office, Citizen Welfare Group	13 <sup>th</sup> (Thurs) 9:00AM-12:00PM
Isawa Gen. Branch Office, Citizen Living Group	25 <sup>th</sup> (Tues) 1:30PM-3:00PM


### **Consumer Affairs Consultation**

 34-2915

Appointments required for Esashi, Maesawa, Isawa, and Koromogawa

Place	Time & Date
Main City Hall, Gen. Consultation Room	Mon-Fri, 9:00AM to 5:00PM (last apt. at 4)
Esashi Gen. Branch Office, Citizen Living Group	Every Monday, 10:00AM to 3:00PM
Maesawa Gen. Branch Office, Citizen Welfare Group	Every Tuesday, 10:00AM to 3:00PM
Isawa Gen. Branch Office, Citizen Living Group	Every Thursday, 10:00AM to 3:00PM
Koromogawa Health & Welfare Center	Every Friday, 10:00AM to 3:00PM


### **Free Law Consultation**

 34-2915

Appointments required

Place	Time & Date
Main City Hall, Gen. Consultation Room	25 <sup>th</sup> (Tues) 10:00AM-4:00PM


### **Pension Consultation**

 0191-23-4246

Appointments required

Place	Time & Date
Main City Hall	13 <sup>th</sup> (Thurs) 10:00AM-3:15PM

### **Human Rights Consultation**


 34-2915

Place	Time & Date
Main City Hall, Gen. Consultation Room	6 <sup>th</sup> (Thurs) 1:30PM – 3:30PM
	20 <sup>th</sup> (Thurs) 1:30PM – 3:30PM
Esashi Gen. Branch Office, Citizen Living Group	18 <sup>th</sup> (Tues) 1:30PM – 3:30PM

## Events

※ The events promoted on this page may be changed, postponed, or canceled to prevent the spread of COVID-19. For the most current information on events, check the Oshu city website.

### Spring Events at Esashi-Fujiwara Heritage Park

- Ultra Hero is Here!  
Take photos with Ultra Hero!  
When? May 2<sup>nd</sup> (Sun) at 11AM, 2PM, and 4PM (3 sessions total)
  - Let's Go! Anpanman Show  
When? May 4<sup>th</sup> (Tues/holiday) at 11:30AM and 2:30PM  
※ Limit 300 people per show (reservations required, see website for details.)
  - Spring in Full Bloom: Light-up and Projection Mapping  
When? 6:00PM – 8:00PM, until May 4<sup>th</sup> (Tues/holiday)  
※ Special nighttime admission rates: 400 yen for middle schoolers and up, 200 yen for elementary schoolers, younger children are free
-  Esashi-Fujiwara Heritage Park (35-7791)

### Year Pass to Esashi-Fujiwara Heritage Park

These passes are a great deal for year-long park access!

Prices for Oshu Residents 1,000 yen for adults, 500 yen for high schoolers, 300 yen for elementary schoolers


Usage Period One year from the purchase date

Usage Rules Passes are accepted from 9:00AM – 5:00PM (4:00PM in wintertime) ※ Passes are not accepted at night events or other special events.

Where to Purchase Apply at the park front desk or online (in that case, purchase must be completed at the front desk.)

Contact: Esashi-Fujiwara Heritage Park (35-7791)

### Oshu Space and Astronomy Museum: May Stargazing Event

- ① What's a Total Lunar Eclipse?
  - ② Stargazing: Let's Search for Springtime's Great Curve
- When? May 8<sup>th</sup> (Sat) 7:00PM – 8:30PM
- Where? Oshu Space and Astronomy Museum, 2<sup>nd</sup> floor seminar room/parking lot
- Participants Limit 30 people, applications required
- Cost Free! (※ Admission to the museum charged separately)
-  Oshu Space and Astronomy Museum (24-2020)

## Classes

### Ichi-Sapo Labor Consultations

Discussions on where to start with job hunting. Lectures on communication and building confidence and fortitude through company tours and experiences. Mock interviews and help with the statement of purpose, etc. are available as well.

When? April 21<sup>st</sup> (Wed) and May 19<sup>th</sup> (Wed)

Morning: 10:00AM – 12:00PM, seminars and light work  
Afternoon: 1:00PM – 3:00PM, individual consultations (by appointment)

Where? Mizusawa Maple basement conference room

Participants Job seekers under age 50 and their family, etc.

 Ichinoseki Youth Support Station (0191-48-4467)

### Lymph Conditioning Class


Basic ways to relieve fatigue, swelling, and chills through lymph conditioning. Wear clothes that are easy to move in below the knee.

When? May 14<sup>th</sup> (Fri) 7:00PM – 8:30PM

Participants Elementary schoolers and up, limit of 20 people (first come first serve)

What to bring Towel, bath towel, and something to drink

Cost 800 yen

 Location, inquiries, applications: Z Arena General Gym, 22-7000

## Information on COVID-19

### Consultations and Treatment for COVID-19

---

#### ■ If you have a fever or other symptoms

- If you have a regular doctor, call them.
- If you don't have a regular doctor, call or fax the Diagnosis and Consultation Center (available 24/7)  
TEL: 019-651-3175  
FAX: 019-626-0837
- Whether you contact your regular doctor or the Diagnosis and Consultation Center, follow their referral/guidance to a testing and treatment center.

#### ■ If you don't have symptoms (general consultations)

Call or fax the Prefectural Consultation Window (available every day, 9:00AM-9:00PM)

TEL: 019-629-6085

FAX: 019-626-0837

#### ■ Call Center for Foreign Residents

- ✧ Iwate Call Center for Foreign Residents/Support Center (available every day, 9:00AM-8:00PM)

TEL: 019-654-8900

E-mail: [iwate-support-center@iwate-ia.or.jp](mailto:iwate-support-center@iwate-ia.or.jp)

### Notice for Those Aged 65 and Up

---

Detailed information about vaccination dates, etc. is on its way. On April 8<sup>th</sup>, vaccine tickets started to be sent out to people age 65 and older.

Once the vaccination system is established, further guidance about when and where to get vaccinated will be sent separately, so please hold on to your vaccine ticket until then.